
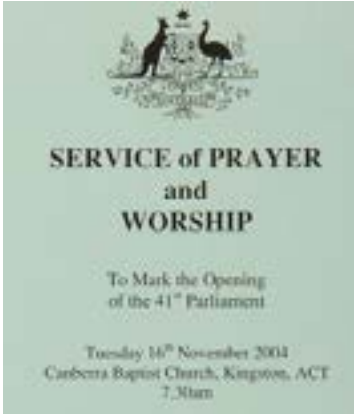






JOHN HOWARD PRIME MINISTERIAL LIBRARY

EXHIBITION ACTIVITY INSTRUCTIONS

- 1) Working in groups of 3, you may choose to start anywhere in the exhibition. Aim to spread out from other groups.
- 2) Your group's goal is to complete at least one vertical, horizontal or diagonal row on the card overleaf. Your group may have time to complete more.
- 3) Look for the objects pictured overleaf in the exhibition. When you find one that you want to complete, you need to:
- 4) **Look** at the object and **Read** the exhibition information about it;
- 5) **Discuss** the 'decision point' question as a group - you will find this on the floor in front of your object.
- 6) Be prepared to share some of the discussion you had when the whole class regroups.

| | | |
|---|---|---|
| |  | |
|  | |  |
|  |  |  |

Finished early? Look for these bonus items (below) in the exhibition and discuss the corresponding 'decision points' as a group.

